



X Series Four-Wheel Electric Cushion Tire Forklift with Lithium-ion Technology

with capacities of 4,000 to 6,500lbs

The World of Hangcha
SINCE 1956



LET THE LITHIUM POWER TAKE OVER



HANGCHA PROVIDES UP TO A
10 YEAR OR 20000 HOUR GUARANTEE
ON THE LITHIUM-ION BATTERY PACKS.

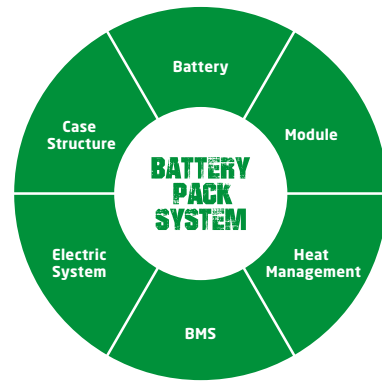


10 YEAR
WARRANTY

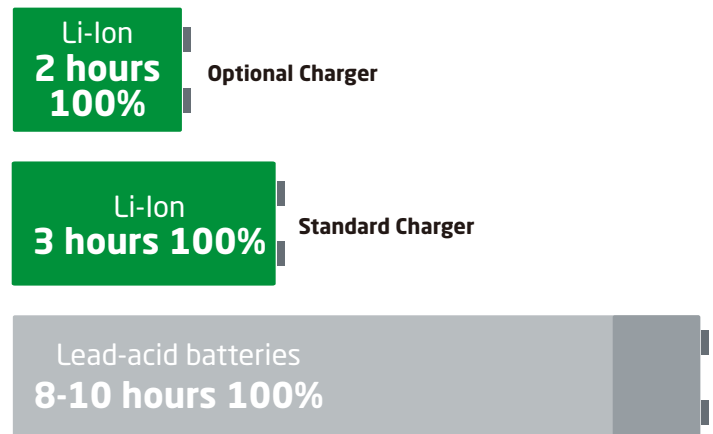
INNOVATIVE SOLUTIONS NEW POWER NOW

Lithium-ion technology (Lithium Iron-Phosphate), was developed jointly by HANGCHA and CATL for use in material handling equipment applications. These innovative and reliable battery cells and modules are manufactured to the highest standard by CATL exclusively for HANGCHA's forklift line.

- / **Battery Technology:** We use square lithium iron phosphate batteries. These are the same type of batteries used in new electric vehicles.
- / **Design:** The module uses a sturdy and lightweight aluminum alloy frame. It is also designed to provide excellent heat dissipation.
- / **Safe and Effective:** Charging efficiency as high as 98% and the thermal runaway temperature is at 600 °C and above.
- / **Adapted to Low Temperatures:** Comes standard with an electrical heating feature, ensuring normal operation in low temperatures.
- / **Quick Charging:** Fully charges in 2 hours.
- / **Efficient:** Can use opportunity charging to allow for continuous use in multi-shift operations.
- / **Long-Lasting:** 4000 charging cycles with a capacity retention greater than 80%.
- / **Maintenance-Free:** Lithium-ion batteries do not require manual maintenance such as watering.
- / **Green and clean:** The batteries are pollution-free, release zero emissions, and are recyclable.



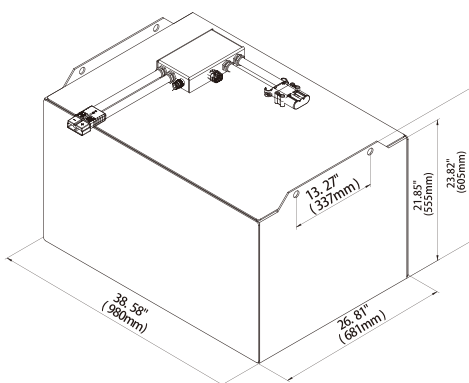
RAPID CHARGING



CATL Lithium Iron Phosphate Battery Pack

Integrated Battery Management System (BMS) continually monitors energy management and ensures reliable operation. HANGCHA provides these Lithium Iron Phosphate (LiFePO₄) battery packs with up to a 10 year or 20,000 hour warranty. See warranty certificate for specific warranty information on the Lithium Iron Phosphate battery packs.

Battery Capacity	Standard	Optional
Battery Capacity (V/Ah) (kW-h)	48V/606Ah 29.09kW-h	48V/808Ah 38.78kW-h



Rapid and opportunity charging ensure continuous availability of material handling equipment

The chargers allow for fast full charging or boost charging (100 % charge in 2 hours). The lithium-ion batteries are maintenance free and do not require a battery change when used in multi-shift operations. Instead, the batteries can be charged during user breaks and shift changes which allows the forklift to continuously run during multi-shift operations.

**Standard Titan Charger
(48V/200Ah)**



**Optional Titan Dual Charging Guns Charger
(48V/400Ah)**




X SERIES 4-WHEEL ELECTRIC CUSHION

APPEARANCE

The X Series Electric Cushion Forklift with Lithium-ion Technology is designed to be small and flexible while still maintaining a lifting capacity of up to 6,500lbs. This design allows it to be used in narrow aisle applications. The exterior of this forklift is powder coated in a durable, easy to see, green finish that designates it as lithium-ion powered.

HIGH EFFICIENCY

- / The regenerative braking system saves electric energy effectively and increases the operating time between charging.
- / The high-power oil pump motor and large displacement gear pump are applied to increase lifting and lowering speed, and improve working efficiency.
- / Several speed modes are provided to accommodate different working conditions.



Designed with a small turning radius, the forklift can be operated in narrow aisle environments.





HANGCHA

30

LI-ION BATTERY
HANGCHA



COMFORT

- / The low-vibration, comfortable seat can be adjusted back and forth by 5.9". This combined with the adjustable dip angle steering wheel allows the operator to be able to find their optimal driving position.
- / The rubber & plastic pedal pad allows the operator to keep their footing when safely getting on or off the truck.
- / Power steering provides smooth, responsive operation while isolating vibration and shock.
- / The LCD color monitor instrument display allows the operator to easily and efficiently control the machine. The monitor provides information about speed level, steer angle, travel direction, battery discharge indicator, hour meter, and working mode. The operator can select various performance modes from this display to meet all working conditions.




Advanced LCD Display



EASY MAINTENANCE

- / Tool-free removal of baseplate enables easy service and maintenance of various systems.
- / Brake fluid can easily be added by opening a cover on the dashboard and then opening the brake fluid reservoir.



Easy Battery Replacement

The battery compartment is equipped with a side battery removal assembly for easy removal and replacement.



Easy Access

The innovative dual-door structure enables easy access to the hydraulic pump motor, pump. These doors are also designed to be both waterproof and dustproof.

ADVANCEMENT

- / The MOSFET integrated control system provides accurate control of traveling, fork movement, and adjustment of the performance of the motors. The forklift will also not roll back on a ramp thanks to the controller. The controller, connectors, battery plug, and emergency switch are all parts from industry known suppliers to ensure reliability, performance, and ease of service.



Easy Access Brake Fluid Reservoir



SAFETY



When turning, the controller automatically reduces speed to keep the load and forklift stable.



Optional rear grip with horn button offers an additional safety feature when the operator is reversing the forklift.



Strong Overhead Guard

Exceeding ANSI and ITSDF regulations, the overhead guard offers great protection and excellent all-around visibility.



Excellent Visibility for Safe Operation

The limited free lift 2 stage mast provides the operator with optimal forward visibility. The panoramic rear view mirror allows the operator to have wider rear visibility when operating the forklift.



LED Safety Lamps

LED headlamps and rear combination tail lamps offer better visibility to the operators and workers around the forklift under various conditions.





Optional Operator Presence Sensing (OPS) System will cut off all actions of the mast and running actions of the truck to increase safety when the operator leaves the seat.

Fork Safety Features

- / When the forks are being lowered, a control valve maintains the lowering speed. The lowering safety valve prevents forks from dropping down in case of sudden damage to the hydraulic line.
- / The fork features both electronic and hydraulic overload protection sensors.



STANDARD SPECIFICATION

- / 4 Pre-Set Performance Modes (Super, Power, Economy, SPE)
- / LED Headlamp, Direction Indication Lamp, & LED Rear Combination Lights
- / DC-DC Converter
- / Backup Alarm
- / Dual-Spool Multi-Way Valve
- / Load Sensing, On-Demand, AC Controlled Hydraulic Power Steering
- / Smooth Cushion Tires
- / Panoramic Rearview Mirror
- / 30.5" Battery Compartment (4000 - 5000 lb)
- / 34.3" Battery Compartment (5000 - 6500 lb)
- / Limited Free Lift 2 Stage Mast
- / AC Traction Motor
- / AC Pump Motor
- / Strobe Light

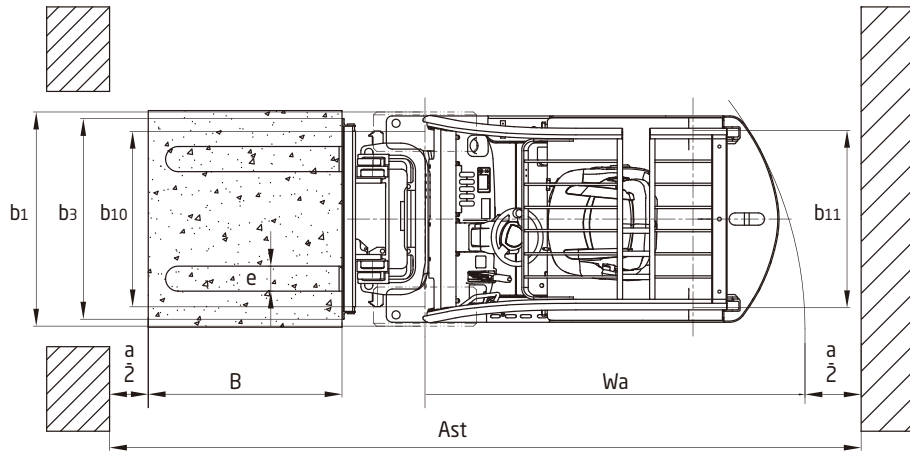
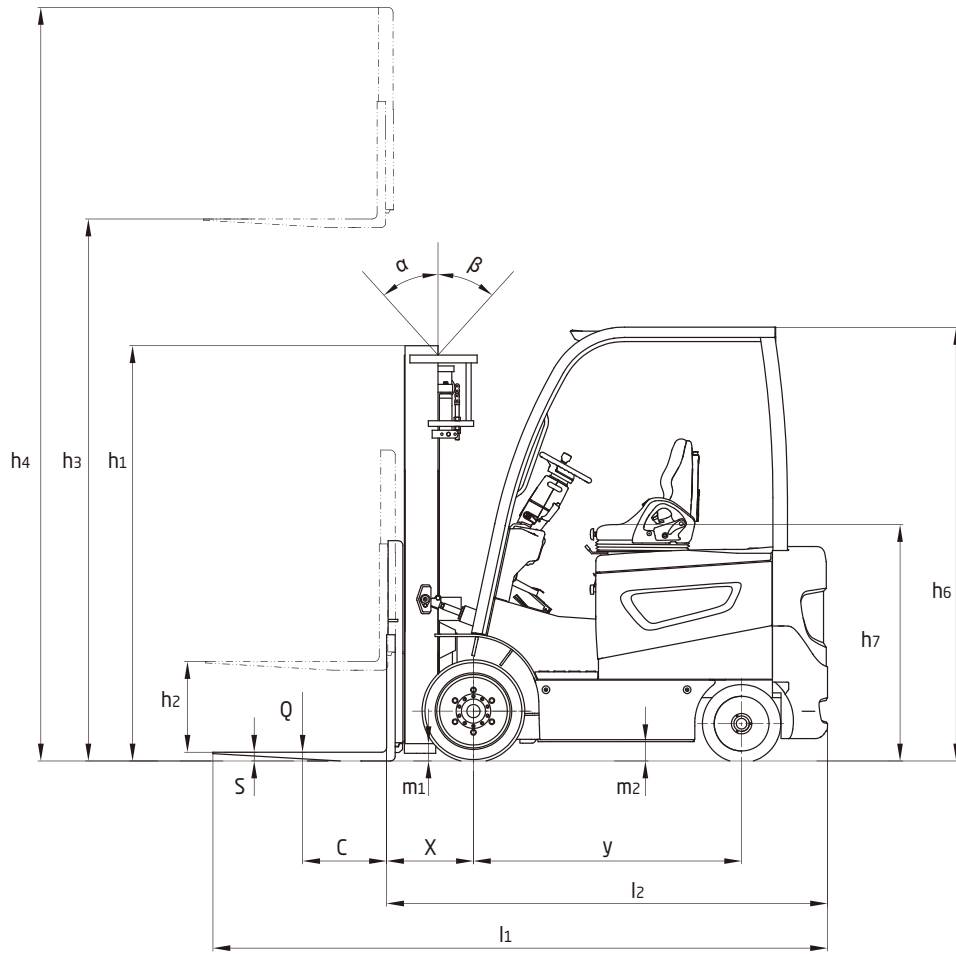
OPTIONS

- / Cold Storage
- / Blue Light
- / Battery Charger
- / Fire Extinguisher
- / Finger Tip Controls
- / 12 Volt Power Supply
- / Battery Side Extraction
- / Traction Tires
- / Non-Marking Tires
- / Full Free Lift 3 Stage Mast
- / Full Free Lift 3 Stage Mast
- / Other Lengths of Forks
- / Sideshifter
- / Other Accessories
- / Drive In Rack Overhead Guard
- / Full Suspension Seat
- / Operator Presence Sensing System
- / Rear Grip with Horn Button

4,000-6,500lb X Series 4-Wheel Electric Cushion Tire Forklift with Lithium-ion Technology Specification

				HANGCHA GROUP CO.,LTD.				
Distinguishing Marks	1.1	Manufacturer						
		HCF Model		FB20CLi	FB25CLi	FB30CLi	FB32CLi	
	1.2	Model		CPD20-XD2-Cl	CPD25-XD2-Cl	CPD30-XD2-Cl	CPD32-XD2-Cl	
	1.3	Power Type: Electric, Gas, Diesel, LPG		Electric	Electric	Electric	Electric	
	1.4	Operation Type		Sit Down	Sit Down	Sit Down	Sit Down	
	1.5	Load Capacity/Rated Load	Q	lb(kg)	4000(1810)	5000(2270)	6000(2720)	6500(2950)
	1.6	Load Centre Distance	c	in(mm)	24(600)	24(600)	24(600)	24(600)
	1.7	Load Distance, centre of drive axle to fork	x	in(mm)	6.8(427)	16.8(427)	17.7(450)	17.7(450)
1.8	Wheelbase	y	in(mm)	51(1295)	51(1295)	54.7(1390)	54.7(1390)	
Weight	2.1	Service Weight		lb(kg)	8466(3840)	9226(4185)	10141(4600)	10648(4830)
Tires	3.1	Tires Type			Cushion	Cushion	Cushion	Cushion
	3.2	Tire Size, front			21x7x15	21x7x15	21x8x15	21x8x15
	3.3	Tire Size, rear			16x5x10-1/2	16x5x10-1/2	16x6x10-1/2	16x6x10-1/2
	3.4	Number of wheels, front / rear(x=driven)			2x/2	2x/2	2x/2	2x/2
	3.5	Track Width, front	b10	in(mm)	35(890)	35(890)	35.8(910)	35.8(910)
	3.6	Track Width, rear	b11	in(mm)	36.2(920)	36.2(920)	36.2(920)	36.2(920)
Dimensions	4.1	Tilt of Mast/Fork Carriage Forward/Backward	α/β	(°)	6/8	6/8	6/8	6/8
	4.2	Height, mast lowered	h1	in(mm)	77.6(1970)	77.6(1970)	77.6(1970)	77.6(1970)
	4.3	Height, mast extended	h4	in(mm)	159.3(4045)	159.3(4045)	163.2(4145)	163.2(4145)
	4.4	Free Lift	h2	in(mm)	5.5(140)	5.5(140)	5.3(135)	5.3(135)
	4.5	Lift	h3	in(mm)	118.1(3000)	118.1(3000)	118.1(3000)	118.1(3000)
	4.6	Overhead Guard Height	h6	in(mm)	88.6(2250)	88.6(2250)	88.6(2250)	88.6(2250)
	4.7	Overall Length	l1	in(mm)	127.5(3238)	127.5(3238)	133.3(3386)	133.3(3386)
	4.8	Length to Fork Face	l2	in(mm)	85.4(2168)	85.4(2168)	91.2(2316)	91.2(2316)
	4.9	Overall Width	b1	in(mm)	42.1(1070)	42.1(1070)	43.8(1113)	43.8(1113)
	4.10	Fork Dimensions	s×e×l	in(mm)	1.6×5×42(40/125/1070)	1.6×5×42(40/125/1070)	1.8×5×42(45/125/1070)	1.8×5×42(45/125/1070)
	4.11	Fork Carriage DIN 15 173, class/type A,B			IIA	IIA	IIA	IIA
	4.12	Fork-Carriage Width	b3	in(mm)	40.9(1038)	40.9(1038)	43.3(1100)	43.3(1100)
	4.13	Ground Clearance, with load, below mast	m1	in(mm)	3.5(90)	3.5(90)	3.5(90)	3.5(90)
	4.14	Ground Clearance, center of wheelbase	m2	in(mm)	3.9(100)	3.9(100)	3.9(100)	3.9(100)
4.15	Aisle Width for Pallets 39" x 47" Crossways	Ast	in(mm)	137.6(3490)	137.6(3490)	142.5(3650)	143.3(3650)	
4.16	Aisle width for pallets 31.5" x 47" Lengthway	Ast	in(mm)	145.5(3690)	145.5(3690)	150.4(3850)	151.2(3850)	
4.17	Turning Radius, outside	Wa	in(mm)	73.3(1863)	73.3(1863)	78.7(2000)	78.7(2000)	
Performance Data	5.1	Travel Speed, with/without load		mph (km/h)	11.5 (18.5)/11.5(18.5)	11.5 (18.5)/11.5(18.5)	11.2(18)/11.5(18.5)	11.2(18)/11.5(18.5)
	5.2	Lift Speed, with/without load		fpm (mm/s)	88.6(450)/129.9(660)	78.7(400)/129.9(660)	69(350)/116.1(590)	65(330)/116.1(590)
	5.3	Lowering Speed, with/without load		fpm (mm/s)	98.4(500)/98.4(500)	98.4(500)/98.4(500)	98.4(500)/98.4(500)	98.4(500)/98.4(500)
	5.4	Max. Drawbar Pull, with/without load		lbf(N)	3316(14750)/2142(9530)	3290(14640)/2010(8950)	3160(14070)/2350(10440)	3160(14070)/2270(10100)
	5.5	Max. Gradeability, with/without load		%	23/25	19/21	17/20	17/19
	5.6	Service Brake, operation / control			Pedal / Hydraulic	Pedal / Hydraulic	Pedal / Hydraulic	Pedal / Hydraulic
	5.7	Parking Brake, operation / control			Hand / Mechanical	Hand / Mechanical	Hand / Mechanical	Hand / Mechanical
	5.8	Steering, type			Hydraulic	Hydraulic	Hydraulic	Hydraulic
Drive	6.1	Drive Motor, 60 minute rating		HP (kW)	24.1(18)	24.1(18)	24.1(18)	24.1(18)
	6.2	Pump Motor, 15 minute rating		HP (kW)	24.1(18)	24.1(18)	24.1(18)	24.1(18)
	6.3	Battery Voltage		volts	48	48	48	48
	6.4	Battery Capacity		Ah/6 hr. rate	606	606	606	606
	6.5	Battery Weight		lb(kg)	849(385)	849(385)	849(385)	849(385)
Other	7.1	Drive Motor Control			MOSFET AC	MOSFET AC	MOSFET AC	MOSFET AC
	7.2	Working Pressure for Attachments		psi (bar)	2698(181)	2698(181)	2698(181)	2698(181)

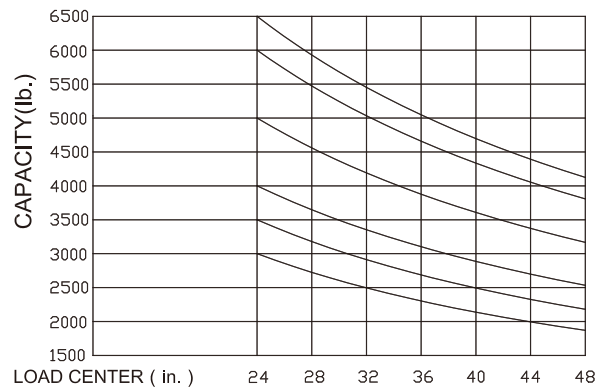
NOTE: Most values shown in this publication are rounded. Therefore, direct conversion between metric and English or Imperial may be slightly different from those shown. The performance of machines is affected by the condition of the vehicle and how it is equipped as well as the nature and condition of the operating area. If these specifications are critical or if your needs exceed the specifications shown here, discuss the proposed application with your authorized dealer.



$$A_{st} = B + W_a + x + a$$

B: Load Length a: Clearance (7.9inch)

Load curve



4,000-5,000lb Mast:

Type	Model	Lifting Height	Overall Height				Free Lifting Height		Front Overhang	Tilting Range		Capacity		
			Lowered	Extended		With Backrest	Without Backrest	Forward		Backward	Load Capacity at 24in (600mm)			
				With Backrest	Without Backrest						4000lb	5000lb	5000lb LW	
				in(mm)	in(mm)						in(mm)	in(mm)	lb(kg)	lb(kg)
Limited Free Lift 2 Stage Mast	XC25M200	78.7(2000)	57.9 (1470)	119.9 (3046)	105.9(2692)	5.5 (140)	5.5 (140)	16.8(427)	6	8	4000(1810)	5000(2270)	5000(2270)	
	XC25M250	98.4(2500)	67.7 (1720)	139.6 (3546)	125.6(3192)	5.5 (140)	5.5 (140)	16.8(427)	6	8	4000(1810)	5000(2270)	5000(2270)	
	XC25M270	106.3(2700)	71.7 (1820)	147.5 (3746)	133.5(3392)	5.5 (140)	5.5 (140)	16.8(427)	6	8	4000(1810)	5000(2270)	5000(2270)	
	XC25M300	118.1(3000)	77.6 (1970)	159.3 (4046)	145.3(3692)	5.5 (140)	5.5 (140)	16.8(427)	6	8	4000(1810)	5000(2270)	5000(2270)	
	XC25M330	129.9(3300)	83.5 (2120)	171.1 (4346)	157.1(3992)	5.5 (140)	5.5 (140)	16.8(427)	6	8	4000(1810)	5000(2270)	5000(2270)	
	XC25M350	137.8(3500)	87.4 (2220)	179 (4546)	165(4192)	5.5 (140)	5.5 (140)	16.8(427)	6	8	4000(1810)	5000(2270)	5000(2270)	
	XC25M360	141.7(3600)	91.3 (2320)	182.9 (4646)	168.9(4292)	5.5 (140)	5.5 (140)	16.8(427)	6	8	4000(1810)	5000(2270)	5000(2270)	
	XC25M370	145.7(3700)	93.3(2370)	186.9(4746)	172.9(4392)	5.5 (140)	5.5 (140)	16.8(427)	6	8	4000(1810)	5000(2270)	5000(2270)	
	XC25M400	157.5(4000)	101.2 (2570)	198.7 (5046)	184.7(4692)	5.5 (140)	5.5 (140)	16.8(427)	6	8	4000(1810)	5000(2270)	5000(2270)	
	XC25M430	169.3(4300)	107.1 (2720)	210.5 (5346)	196.5(4992)	5.5 (140)	5.5 (140)	16.8(427)	6	6	4000(1810)	5000(2270)	5000(2270)	
	XC25M450	177.2(4500)	111 (2820)	218.3 (5546)	204.4(5192)	5.5 (140)	5.5 (140)	16.8(427)	6	6	3920(1780)	4910(2230)	4910(2230)	
	XC25M480	189(4800)	116.9 (2970)	230.2 (5846)	216.2(5492)	5.5 (140)	5.5 (140)	16.8(427)	6	6	3810(1730)	4760(2160)	4760(2160)	
	XC25M500	196.9(5000)	120.9 (3070)	238 (6046)	224(5692)	5.5 (140)	5.5 (140)	16.8(427)	6	6	3670(1665)	4580(2080)	4580(2080)	
	Full Free Lift 2 Stage Mast	XC25U200	78.7(2000)	57.8(1470)	119.9 (3046)	103.2(2622)	16.6(424)	33.3(848)	16.8(427)	6	8	4000(1810)	5000(2270)	5000(2270)
		XC25U250	98.4(2500)	67.7(1720)	139.6 (3546)	122.9(3122)	26.5(674)	43.2(1098)	16.8(427)	6	8	4000(1810)	5000(2270)	5000(2270)
XC25U270		106.3(2700)	71.6(1820)	147.5 (3746)	130.7(3322)	30.4(774)	47.1(1198)	16.8(427)	6	8	4000(1810)	5000(2270)	5000(2270)	
XC25U300		118.1(3000)	77.5(1970)	159.3 (4046)	142.5 (3622)	36.3(924)	53(1348)	16.8(427)	6	8	4000(1810)	5000(2270)	5000(2270)	
XC25U330		129.9(3300)	83.4(2120)	171.1 (4346)	154.4(3922)	42.2(1074)	58.9(1498)	16.8(427)	6	8	4000(1810)	5000(2270)	5000(2270)	
XC25U350		137.8(3500)	87.4(2220)	179 (4546)	162.2(4122)	46.2(1174)	62.9(1598)	16.8(427)	6	8	4000(1810)	5000(2270)	5000(2270)	
XC25U360		141.7(3600)	87.4(2220)	182.9 (4646)	166.2(4222)	48.1(1224)	64.8(1648)	16.8(427)	6	8	4000(1810)	5000(2270)	5000(2270)	
XC25U370		145.7(3700)	93.3(2320)	186.9(4746)	170.1(4322)	50.1(1274)	66.8(1698)	16.8(427)	6	8	4000(1810)	5000(2270)	5000(2270)	
XC25U400		157.5(4000)	99.2(2520)	198.7 (5046)	181.9(4622)	58(1474)	74.7(1898)	16.8(427)	6	8	4000(1810)	5000(2270)	5000(2270)	
XC25N400		157.5(4000)	73.6(1870)	198.7 (5046)	181.9(4622)	32.4(824)	49.1(1248)	16.9(431)	6	6	4000(1810)	5000(2270)	5000(2270)	
XC25N430		169.3(4300)	77.5(1970)	210.5 (5346)	193.7(4922)	36.3(924)	53(1348)	16.9(431)	6	6	4000(1810)	5000(2270)	5000(2270)	
XC25N450		177.2(4500)	79.5(2020)	218.3 (5546)	201.6(5122)	38.3(974)	55(1398)	16.9(431)	6	6	3900(1770)	4890(2220)	4890(2220)	
XC25N480		189(4800)	83.4(2120)	230.2 (5846)	213.4 (5422)	42.2(1074)	58.9(1498)	16.9(431)	6	6	3790(1720)	4740(2150)	4740(2150)	
XC25N500		196.9(5000)	86.4(2195)	238 (6046)	221.3(5622)	45.2(1149)	61.9(1573)	16.9(431)	3	6	3640(1655)	4540(2060)	4540(2060)	
XC25N550		216.5(5500)	93.3(2370)	257.7 (6546)	241(6122)	52.1(1324)	68.8(1748)	16.9(431)	3	6	3240(1470)	4050(1840)	4050(1840)	
XC25N600	236.2(6000)	101.1(2570)	277.4 (7046)	260.7(6622)	60(1524)	76.6(1948)	16.9(431)	3	6	2240(1020)	3000(1360)	3000(1360)		

With hang on sideshifter minus 400lb(200kg),with integral sideshifter minus 200lb(100kg).

6,000-6,500lb Mast:

Type	Model	Lifting Height	Overall Height				Free Lifting Height		Tilting Range		Capacity	
			Lowered	Extended		With Backrest	Without Backrest	Forward	Backward	Load Capacity at 24in (600mm)		
				With Backrest	Without Backrest					6000lb	6500lb	
				in(mm)	in(mm)					in(mm)	in(mm)	deg
Limited Free Lift 2 Stage Mast	XC30M200	78.7(2000)	57.8(1470)	123.8 (3145)	106.3(2702)	5.3(135)	5.3(135)	6	8	6000(2720)	6500(2950)	
	XC30M250	98.4(2500)	67.7 (1720)	143.5 (3645)	126(3202)	5.3(135)	5.3(135)	6	8	6000(2720)	6500(2950)	
	XC30M270	106.3(2700)	71.6(1820)	151.4 (3845)	133.9(3402)	5.3(135)	5.3(135)	6	8	6000(2720)	6500(2950)	
	XC30M300	118.1(3000)	77.5(1970)	163.2 (4145)	145.7(3702)	5.3(135)	5.3(135)	6	8	6000(2720)	6500(2950)	
	XC30M330	129.9(3300)	83.4(2120)	175 (4445)	157.5(4002)	5.3(135)	5.3(135)	6	8	6000(2720)	6500(2950)	
	XC30M350	137.8(3500)	87.4(2220)	182.9 (4645)	165.4(4202)	5.3(135)	5.3(135)	6	8	6000(2720)	6500(2950)	
	XC30M360	141.7(3600)	91.3(2320)	186.8 (4745)	169.3(4302)	5.3(135)	5.3(135)	6	8	6000(2720)	6500(2950)	
	XC30M370	145.7(3700)	93.3(2370)	190.7 (4845)	173.3(4402)	5.3(135)	5.3(135)	6	8	6000(2720)	6500(2950)	
	XC30M400	157.5(4000)	101.1(2570)	202.6 (5145)	185.1(4702)	5.3(135)	5.3(135)	6	8	6000(2720)	6500(2950)	
	XC30M430	169.3(4300)	107 (2720)	214.4 (5445)	196.9(5002)	5.3(135)	5.3(135)	6	6	5910(2680)	6410(2910)	
	XC30M450	177.2(4500)	111(2820)	222.2 (5645)	204.8(5202)	5.3(135)	5.3(135)	6	6	5840(2650)	6350(2880)	
	XC30M480	189(4800)	116.9(2970)	234.1 (5945)	216.6(5502)	5.3(135)	5.3(135)	6	6	5730(2600)	6240(2830)	
	XC30M500	196.9(5000)	120.8(3070)	241.9 (6145)	224.4(5702)	5.3(135)	5.3(135)	6	6	5530(2510)	6060(2750)	
	Full Free Lift 2 Stage Mast	XC30U200	78.7(2000)	59.8(1520)	123.8 (3145)	105.7(2685)	14.7(375)	32.8(835)	6	8	6000(2720)	6500(2950)
		XC30U250	98.4(2500)	69.6(1770)	143.5 (3645)	125.3(3185)	24.6(625)	42.7(1085)	6	8	6000(2720)	6500(2950)
XC30U270		106.3(2700)	73.6(1870)	151.4 (3845)	133.2(3385)	28.5(725)	46.6(1185)	6	8	6000(2720)	6500(2950)	
XC30U300		118.1(3000)	79.5(2020)	163.2 (4145)	145(3685)	34.4(875)	52.5(1335)	6	8	6000(2720)	6500(2950)	
XC30U330		129.9(3300)	85.4(2170)	175 (4445)	156.8(3985)	40.3(1025)	58.4(1485)	6	8	6000(2720)	6500(2950)	
XC30U350		137.8(3500)	89.3(2270)	182.9 (4645)	164.7(4185)	44.2(1125)	62.4(1585)	6	8	6000(2720)	6500(2950)	
XC30U360		141.7(3600)	91.3(2320)	186.8 (4745)	168.7(4285)	46.2(1175)	64.3(1635)	6	8	6000(2720)	6500(2950)	
XC30U370		145.7(3700)	93.3(2370)	190.7(4845)	172.6(4385)	48.2(1225)	66.3(1685)	6	8	6000(2720)	6500(2950)	
XC30U400		157.5(4000)	101.1(2570)	202.6 (5145)	184.4(4685)	56.1(1425)	74.2(1885)	6	8	6000(2720)	6500(2950)	
XC30N400		157.5(4000)	77.6(1970)	202.6 (5145)	184.4(4685)	32.5(825)	50.5(1285)	6	6	6000(2720)	6500(2950)	
XC30N430		169.3(4300)	79.5(2020)	214.4 (5445)	196.2(4985)	34.4(875)	52.5(1335)	6	6	5890(2670)	6390(2900)	
XC30N450		177.2(4500)	83.5 (2120)	222.2 (5645)	204.1(5185)	38.4(975)	56.4(1435)	6	6	5800(2630)	6300(2860)	
XC30N480		189(4800)	89.4 (2270)	234.1 (5945)	215.9(5485)	44.3(1125)	62.4(1585)	6	6	5690(2580)	6190(2810)	
XC30N500		196.9(5000)	93.3 (2370)	241.9 (6145)	223.8(5685)	48.2(1225)	66.3(1685)	6	6	5490(2490)	6040(2740)	
XC30N550		216.5(5500)	101.2 (2570)	261.6 (6645)	243.5(6185)	56.1(1425)	74.2(1885)	3	6	5090(2310)	5640(2560)	
XC30N600	236.2(6000)	111 (2820)	281.3 (7145)	263.1(6685)	65.9(1675)	84(2135)	3	6	4100(1860)	4180(1900)		

With hang on sideshifter minus 400lb(200kg),with integral sideshifter minus 200lb(100kg).



HANGCHA FORKLIFT CANADA INC.

Company address:

6-980 Rue Valois, Vaudreuil-Dorion,
QC, J7V 8P2, Canada

Toll Free: 877-319-HCFC (4232)

Landline: 450-319-HCFC

info@hcforkliftcanada.com

www.hcforkliftcanada.com



ISO14001:2015



ISO9001:2015



Follow us on
Facebook



Follow us on
YouTube



Follow us on
WeChat



Download "Hangcha
Forklift" App

HANGCHA GROUP CO., LTD. reserves the right to make any changes without notice concerning colors, equipment, or specifications detailed in this brochure, or to discontinue individual models. The colors of trucks, delivered may differ slightly from those in brochures.